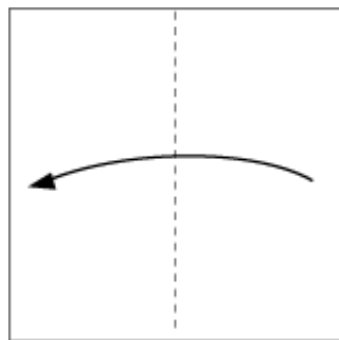


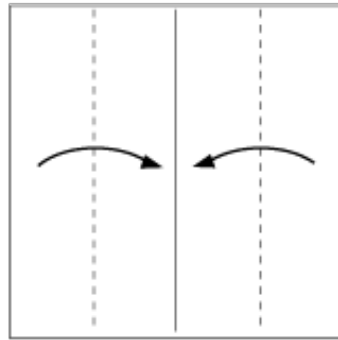
Origami Double Hulled Waka

Watch video instructions here:

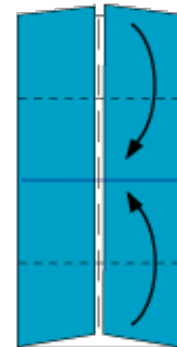
https://youtu.be/USuPFi_Cpfk?si=aUZec9mePM5AZzcY



1 Fold in half to make crease and fold back



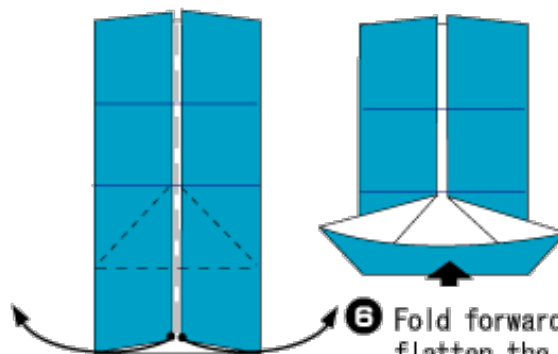
2 Fold in the dotted line to meet the center line



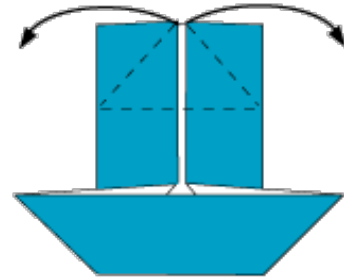
3 Fold in the dotted line



4 Fold back

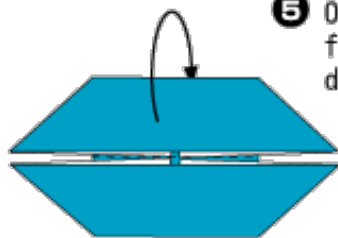


5 Open the corners and fold forward in the dotted line

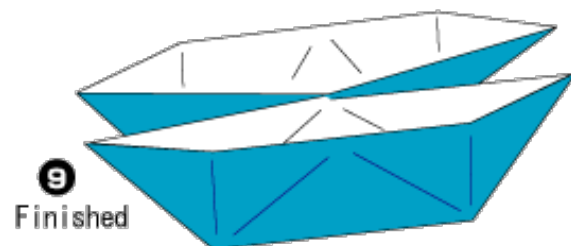


6 Fold forward to flatten the pocket

7 Follow the same step as 5 & 6



8 Fold backward in half



9 Finished